

# Reception Workshop



By Miss Holding - Reading Leader



# Aims

- To help support you in supporting your child's reading
- To understand the terms that the children will use and will be asked to do for homework
- To understand national expectations





# Ruth Miskin



- Dear Parents,
- We all know that reading opens the door to all learning.
- A child who reads a lot will become a good reader.
- A good reader will be able to read challenging material.
- A child who reads challenging material is a child who will learn.
- The more a child learns the more a child wants to find out.

Ruth Miskin



Read  
Write Inc.

An inclusive literacy programme by Ruth Miskin



# Ideas for working with your child at home Crucial - story time!



What is happening?

What do you think  
happens next?

What is  
that  
character  
thinking?

What is the  
character  
saying?

What do you  
think that character is  
feeling now?




# What is fred talk?

## This is Fred!



Children need to orally blend sounds  
Fred Games



# Set 1 Sounds!



- These were all taught in Nursery
- They are either bouncy or stretchy sounds - they are taught in groups

• m a s (ss) d t, i n p g o, c k u b,

f e l (ll) h, r j v y w, t h z (zz) c h

q u x n g n k - show video

MTYT - word time

[Parent video: How to say the sounds - YouTube](#)




# Set 1 Special Friends


- Two letters one sound

ch qu sh th ng nk

ff ll ss ck



We teach the children to use Fred  
Talk to read **green** words




F-r-e-d

Begin with *CVC* words

e.g. mat      mad      dad      sad      sat

Word time words 1:1 - 1:7





Using sound buttons to  
show fred talk




cat think



# Writing Set 1 sounds

- Continue to practise saying sounds at speed
- To learn to write all of them starting at scared or brave monkey (Kinetic letter tree)
- Ensure the children have the 3 friends hold.
- Use hand exercises to support writing



# Fred Fingers to spell!



What is the first sound?  
What is the middle sound?  
What is the last sound?






# Reminders



Eyes are for reading,  
fingers are for  
spelling!



# Alien Words



Made up words!

ip

tox


ap

vip



# Red words

- Words that must be learnt by sight!
- There are 3 sets.
- Reception children should know at least set 1 at speed and recognise them in books



What are **red** words?

- Common words
- High frequency words



# Ditty

1: a cat

Speed sounds

c t a h e r d f

Green words

cat red fat in hat

a cat in a hat

a fat cat in a hat

a fat cat in a red hat



Question to talk about: What does the cat look like?

Hold a sentence: A fat cat.





# Reading CVCC words



When reading 3 letter green words at speed then children move on to these words.

**blob**


**hand**

**skip**

**drop**



# Expectation at the end of Reception



## The Web (green)

This is Spin.

Spin is sitting in his web.

"Six bugs are stuck in my web," said Spin.




# Set 2 Sounds




- These are two letters together that make one sound - digraph
- Including long vowel sounds - ay, ee, igh, ow, oo, oo



ay




ee



igh




ow




00

ELEPHANTS











oo





# Ideas for working with your child at home

- Talk to your child, increasing their vocabulary
- Say silly tongue twisters
- Lots of stories - traditional tales/fairy tales
- Use ditties to support writing sounds
- Revisit nursery rhymes again and again!



Any questions?

Thanks for your  
support

Miss Holding

