

St Luke's Church of England Aided Primary School

(URN: 104372)

School performance summary 2022/2023 for Key Stage 2

Key stage 2 headline measures

This is provisional data for 2022/23.

Progress in reading, writing and maths

Reading

Number of pupils = 60

Pupils with adjusted scores = 0

Well above average 3.62

Confidence interval
2.0 to 5.2

Writing

Number of pupils = 60

Pupils with adjusted scores = 0

Above average 2.74

Confidence interval
1.2 to 4.3

Maths

Number of pupils = 60

Pupils with adjusted scores = 0

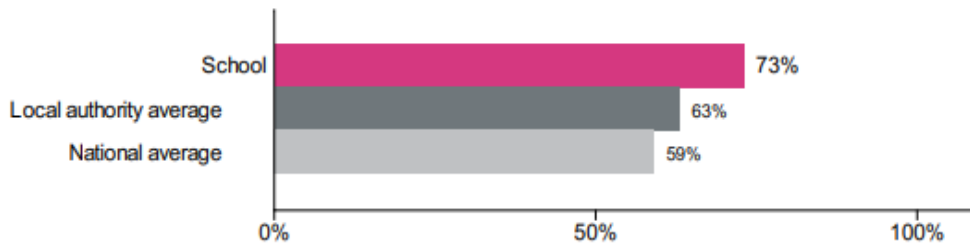
Above average 2.87

Confidence interval
1.4 to 4.4

Reading, writing and maths combined

Percentage of pupils achieving the expected standard or higher

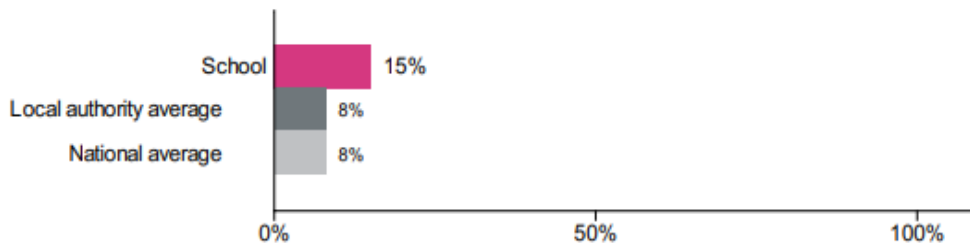
Number of pupils = 60



Percentage achieving the expected standard or higher

Percentage of pupils achieving the higher standard

Number of pupils = 60

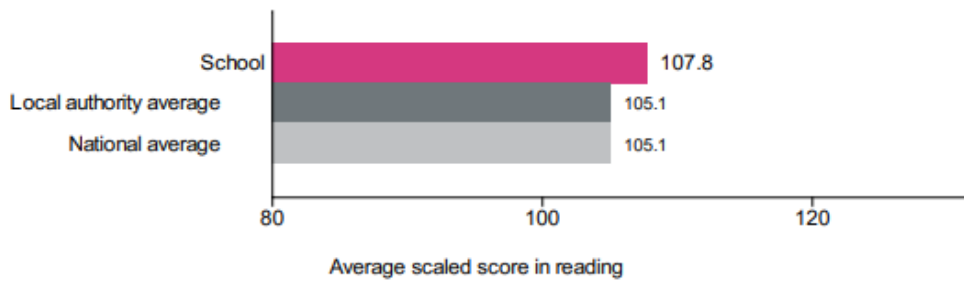


Percentage achieving the higher standard

Average scaled score in:

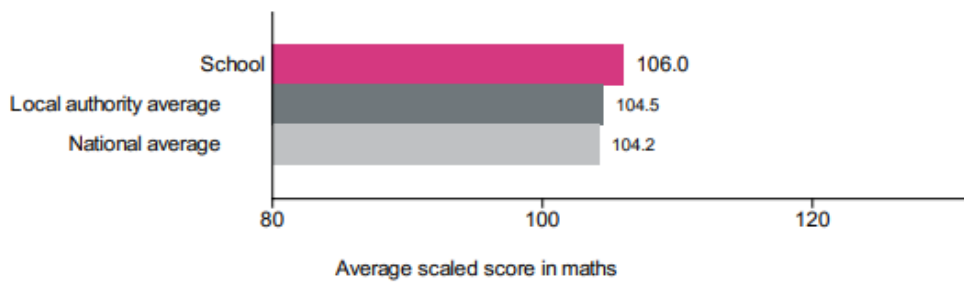
Reading

Number of pupils = 60



Maths

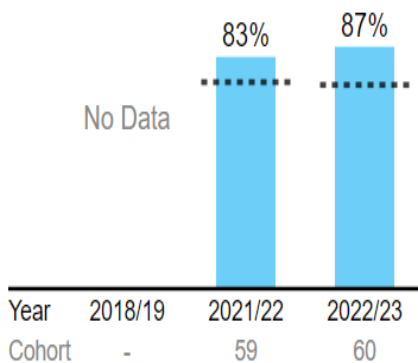
Number of pupils = 60



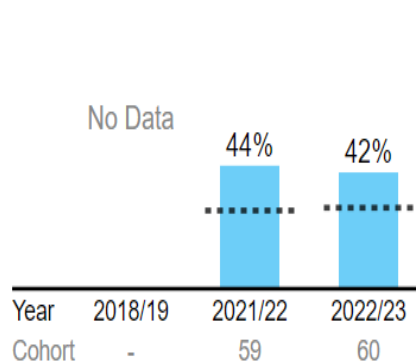
Key Stage 2 – Reading

Scores range from 80 to 120. A score of 100 or more achieves the expected standard. A high-score is 110 or more.

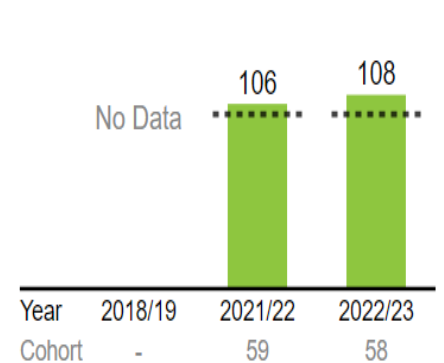
% pupils achieving the expected standard



% pupils achieving a high score

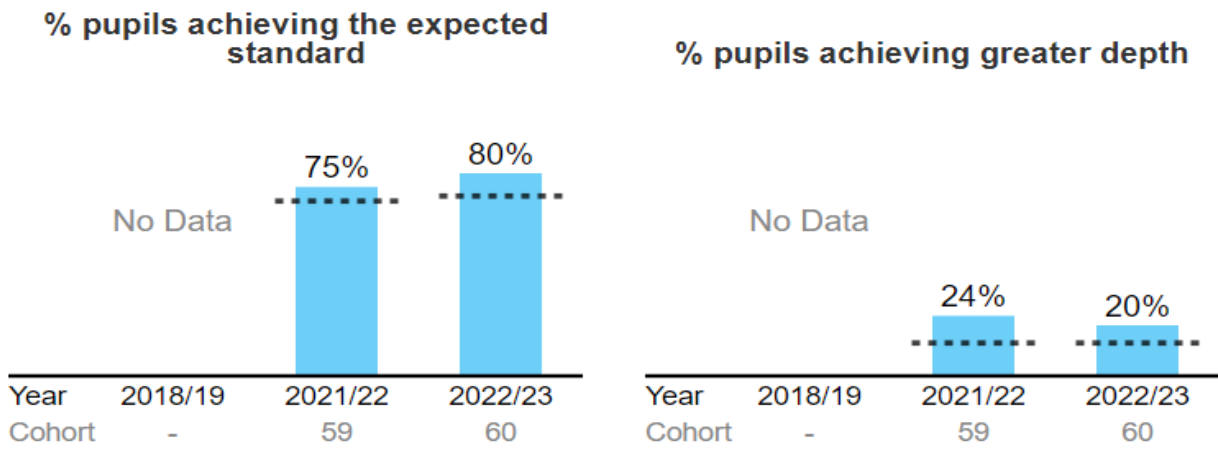


Average scaled score



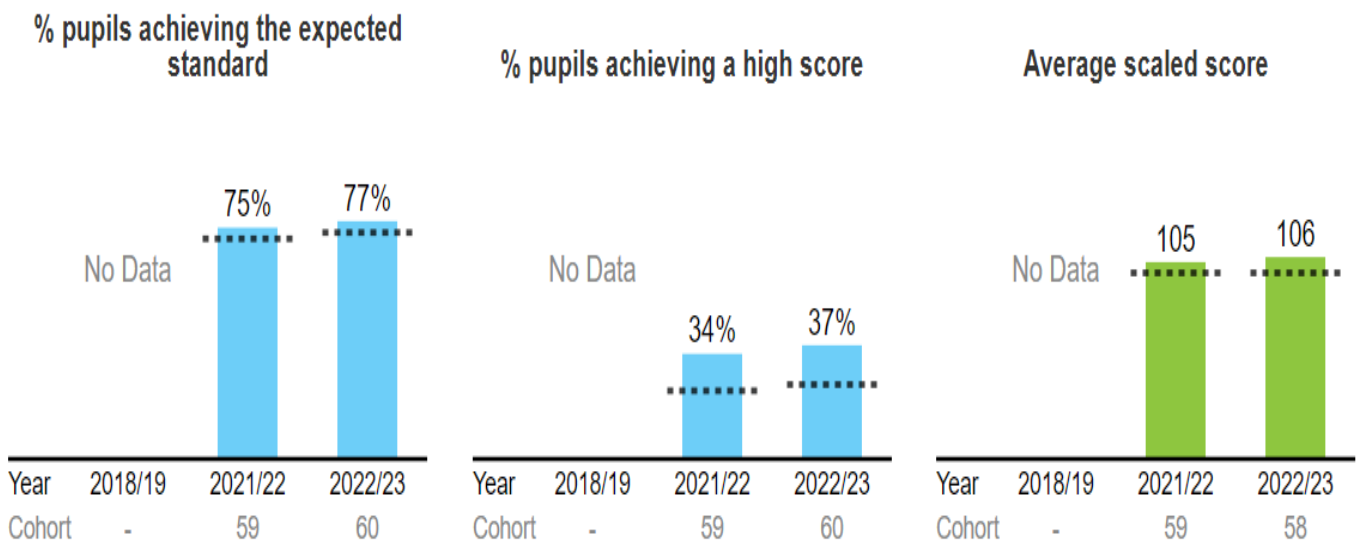
Key Stage 2 – Writing

Writing is only teacher assessed, so there is no scaled score.



Key Stage 2 – Maths

Scores range from 80 to 120. A score of 100 or more achieves the expected standard. A high-score is 110 or more.



Key Stage 2 – Grammar, Punctuation & Spelling

Scores range from 80 to 120. A score of 100 or more achieves the expected standard. A high-score is 110 or more.

